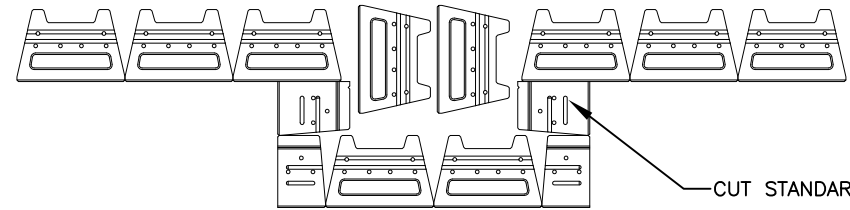
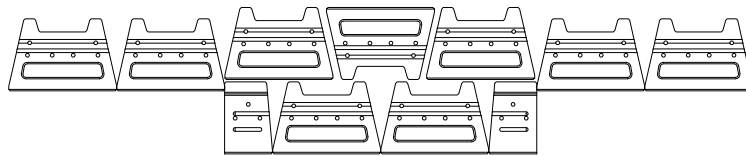


TOP COURSE

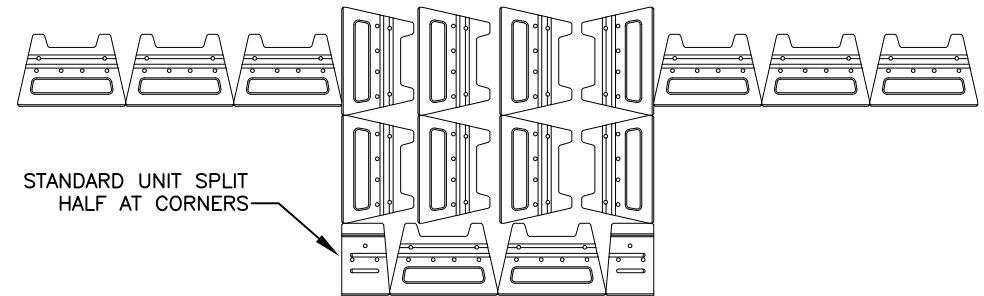


SECOND COURSE

CUT STANDARD UNIT



THIRD COURSE



BASE COURSE

STANDARD UNIT SPLIT  
HALF AT CORNERS

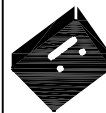
## INSTALLATION SEQUENCE

BOTH SIDES EXPOSED STAIRS

SCALE: 3/8"=1'

### PRELIMINARY

THIS DRAWING IS PRELIMINARY AND SHOULD BE USED FOR ESTIMATING PURPOSES ONLY. A FINAL DESIGN SHOULD BE PERFORMED BY A QUALIFIED REGISTERED ENGINEER. DETERMINATION OF THE SUITABILITY OF ANY INFORMATION OR MATERIAL FOR THE USE CONTEMPLATED, AND ITS MANNER OF USE, IS THE SOLE RESPONSIBILITY OF THE USER.



**VERSA-LOK**®  
Retaining Wall Systems

(800)770-4525 fax(651)770-4089  
6348 Hwy36 Ste1, Oakdale, MN 55128 **Solid Solutions**™

VERSA-LOK ULTRA DETAILS

EXPOSED STAIRS INSTALL SEQUENCE

SCALE:	AS NOTED
DRAWN BY:	PDL
CHECKED BY:	
DATE:	8/2013
DWG. NO.	ULTRA EXP STAIRS INSTALL